

**SRI YS JAGAN
PRESSMEET
PRESENTATION
(19.02.2026)**

FY 2024-25 Budget vs Actuals (also comparison with FY 2023-24)

Particulars	BE for FY 2024-25 (Cr.)	Actuals for FY 2024-25 (Cr.)	Budget realization	Actuals for FY 2023-24 (Cr.)	Growth of FY 2024-25 over FY 2023-24
State Goods & Services Tax	37,489	32,643	87.07%	31,130	4.86%
Stamps & Registration	13,500	8,837	65.46%	9,542	-7.39%
Land Revenue	58	196	339.49%	52	274.11%
Sales Tax	24,500	17,245	70.39%	18,475	-6.66%
State Excise Duty	25,597	19,882	77.67%	15,998	24.28%
Other Taxes	8,207	10,163	123.83%	10,454	-2.78%
State's own tax revenues	1,09,351	88,965	81.36%	85,652	3.87%
States Non-tax revenues	10,576	5,972	56.47%	7,432	-19.64%
State's own revenues	1,19,927	94,937	79.16%	93,084	1.99%
Funds from Central Government	81,247	72,561	89.31%	80,683	-10.07%
Tax devolutions	50,913	52,372	102.87%	45,982	13.90%
Grants in aid from CG	30,334	20,188	66.55%	34,702	-41.82%
Revenue Receipts	2,01,174	1,67,498	83.26%	1,73,767	-3.61%
Loans and Advances	12	96	801.58%	24	301.29%
Debt	68,743	81,362	118.36%	62,720	29.72%
Total Source of Funds	2,69,928	2,48,957	92.23%	2,36,511	5.26%

With respect to SOR (State's own revenues), for FY 2024-25 the realization of budget estimates is only 79.16%.

Further, growth over 2023-24 is a meagre **1.99%**

FY 2025-26 Budget vs first 10 months performance

Particulars	BE for FY 2025-26	First ten months of FY 2025-26	First ten months of FY 2024-25	Growth in FY 2025-26 over FY 2024-25 (10 month period)	RE for FY 2025-26 being shown now
State Goods & Services Tax	40,718	27,693	26,789	3.37%	39,336
Stamps & Registration	13,150	9,103	7,182	26.74%	11,025
Land Revenue	222	193	196	-1.23%	255
Sales Tax	20,874	14,777	14,300	3.34%	18,007
State Excise Duty	27,097	14,968	16,032	-6.64%	23,648
Other Taxes	6,522	4,554	4,362	4.40%	5,816
State's own tax revenues	1,08,584	71,287	68,860	3.52%	98,088
States Non-tax revenues	19,119	4,676	4,004	16.80%	14,324
States own revenues	1,27,703	75,964	72,864	4.25%	1,12,412
Funds from Central Government	90,274	56,955	55,711	2.23%	84,496
Tax devolutions	57,989	46,126	43,472	6.11%	56,683
Grants in aid from CG	32,284	10,828	12,239	-11.53%	27,813
Revenue Receipts	2,17,976	1,32,918	1,28,575	3.38%	1,96,908
Loans and Advances	26	42	18	136.24%	26
Debt	79,927	90,768	83,103	9.22%	79,927
Total receipts	2,97,929	2,23,728	2,11,695	5.68%	2,76,860

As against the Budget figure of Rs. 1,27,703 crores of SOR for FY 2025-26, what was realized in first 10 months is only Rs. 75,964 crores.

This represents a growth of only 4.25% over the SOR of FY 2023-24

FY 2025-26 10 months performance vs RE

Particulars	BE for FY 2025-26	First ten months of FY 2025-26	RE for FY 2025-26	Estimated receipt in last two months of FY 2025-26	Average monthly receipt during first 10 months of FY 2025-26	Average monthly receipt over last two months expected	% growth estimated over last two months
State Goods & Services Tax	40,718	27,693	39,336	11,643	2,769	5,822	110.22%
Stamps & Registration	13,150	9,103	11,025	1,922	910	961	5.57%
Land Revenue	222	193	255	62	19	31	60.85%
Sales Tax	20,874	14,777	18,007	3,230	1,478	1,615	9.28%
State Excise Duty	27,097	14,968	23,648	8,681	1,497	4,340	189.97%
Other Taxes	6,522	4,554	5,816	1,263	455	631	38.64%
State's own tax revenues	1,08,584	71,287	98,088	26,800	7,129	13,400	87.97%
States Non-tax revenues	19,119	4,676	14,324	9,648	468	4,824	931.60%
States own revenues	1,27,703	75,964	1,12,412	36,448	7,596	18,224	139.90%
Funds from Central Government	90,274	56,955	84,496	27,541	5,695	13,771	141.78%
Tax devolutions	57,989	46,126	56,683	10,557	4,613	5,278	14.43%
Grants in aid from CG	32,284	10,828	27,813	16,985	1,083	8,492	684.28%
Revenue Receipts	2,17,976	1,32,918	1,96,908	63,990	13,292	31,995	140.71%
Loans and Advances	26	42	48	7	4	3	-19.34%
Debt	79,927	90,768	80,567	-10,200	9,077	-5,100	-156.19%
Total Source of Funds	2,97,929	2,23,728	2,77,524	53,796	22,373	26,898	20.23%

Average monthly revenues aggregating to Rs. 75,96.40 crores were received in the first half 10 months of FY 2025-26.

For the RE projection by the Government to be true, average monthly revenues to received in last 2 months is

Rs. 18,224 crores

i.e. 140% higher.

Growth assumed for FY 2026-27 over FY 2024-25 (realistic estimate)

Particulars	First ten months of FY 2025-26	Realistic estimation of receipts during FY 2025-26	Budget for FY 2026-27	Growth assumed
State Goods & Services Tax	27,693	34,893	45,078	29.19%
Stamps & Registration	9,103	11,469	18,701	63.05%
Land Revenue	193	243	279	14.59%
Sales Tax	14,777	18,619	24,126	29.57%
State Excise Duty	14,968	18,859	30,067	59.42%
Other Taxes	4,554	5,738	7,659	33.48%
State's own tax revenues	71,287	89,822	1,25,910	40.18%
States Non-tax revenues	4,676	5,892	11,474	94.74%
States own revenues	75,964	95,714	1,37,384	43.54%
Funds from Central Government	56,955	71,763	96,756	34.83%
Tax devolutions	46,126	58,119	64,298	10.63%
Grants in aid from CG	10,828	13,644	32,458	137.90%
Revenue Receipts	1,32,918	1,67,477	2,34,140	39.80%

On the basis of performance of first 10 months of this financial year 2025-26, the receipts of 12 months have been arrived at by extrapolation along with some growth to account for seasonal advantage in Q4.

This is then compared with budgeted figures for FY 27, the results are as follows,

On almost all categories of tax revenues, most unrealistic assumptions are made.

GST and Sales tax revenues are estimated to grow at nearly 30%

Stamps & registrations revenues and excise revenues are estimated to grow at over 60%.

This lack of reasonableness in budgeting renders the budget documents unworthy of analysis and discussion.

Compounded Annual Growth Rate over a 2 yr period

Particulars	First nine months of FY 2023-24	First nine months of FY 2025-26	Compounded Annual Growth Rate (over two year period)
State Goods & Services Tax	23,078.78	24,691.62	3.44%
Stamps & Registration	7,025.24	8,081.81	7.26%
Land Revenue	35.57	189.05	130.54%
Sales Tax	13,806.93	13,184.19	-2.28%
State Excise Duty	11,308.85	13,114.34	7.69%
Other Taxes	5,638.09	4,055.61	-15.19%
State's own tax revenues	60,893.46	63,316.62	1.97%
States Non-tax revenues	3,971.46	4,142.24	2.13%
States own revenues	64,864.92	67,458.86	1.98%
Funds from Central Government	54,260.93	50,786.12	-3.25%
Tax devolutions	30,242.75	42,014.45	17.87%
Grants in aid from CG	24,018.18	8,771.67	-39.57%
Revenue Receipts	1,19,125.85	1,18,244.98	-0.37%
Debt	69,716.33	85,271.89	10.60%
Capital Expenditure	19,202.54	19,224.34	0.06 %

Source – CAG

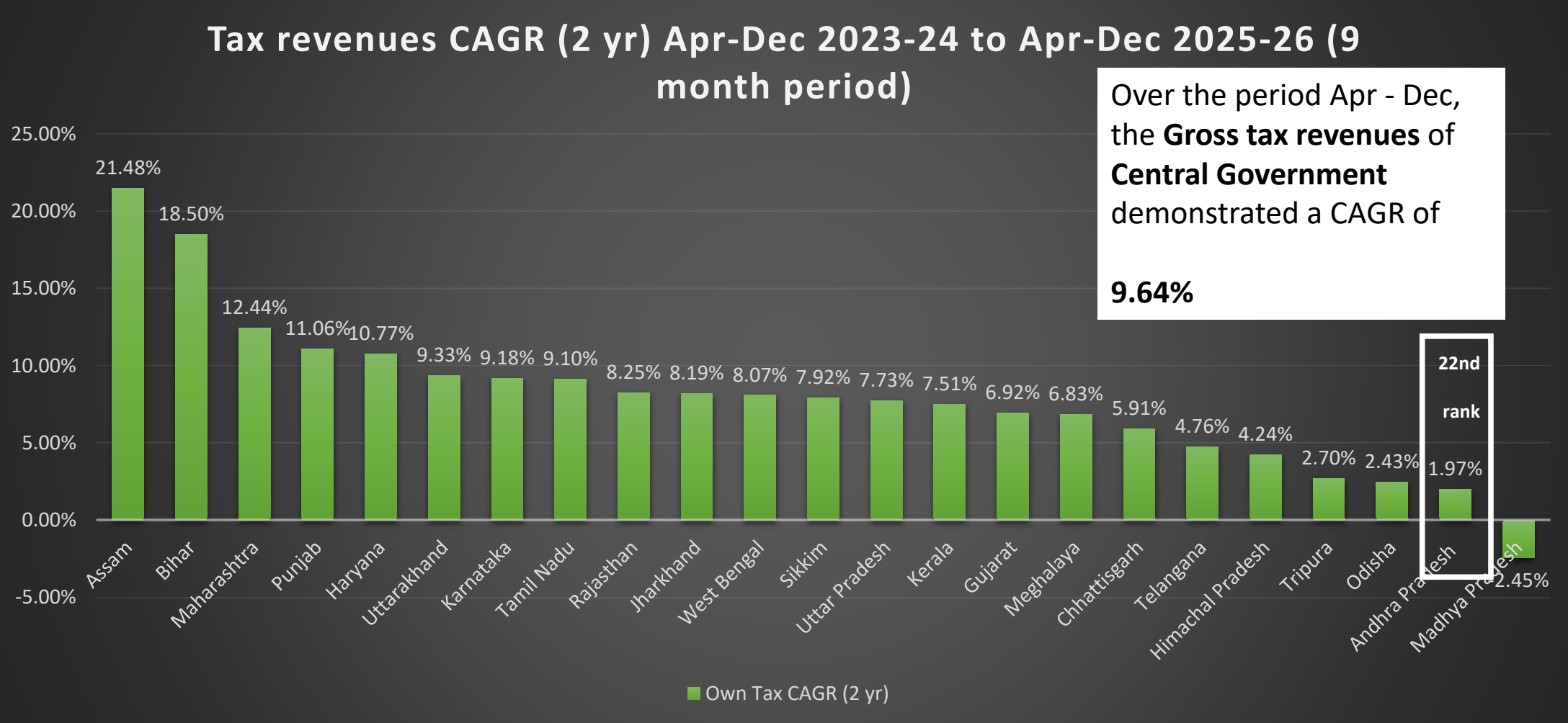
The TDP alliance Government claims of a GSDP growth of 11.75% in FY 2024-25 and targets a GSDP growth of 10.75% in FY 2025-26. This level of economic growth means huge consumption and investment translating to GSDP CAGR of 11.09% over the two year period. This should result in a corresponding tax revenues CAGR of around 10% - 12% over the two year period. Lets look at the reality!

- **Sales tax grew at a CAGR of -2.28% (there was a fall in revenues)**
- **State GST grew at a CAGR of only 3.44%**
- **State excise duty grew at a CAGR of only 7.69 %.** even after significant policy changes were initiated by the new Government, such as privatizing retail operations of liquor, increasing number of shops, lifting time barriers, encouraging illegal belt shops and reintroducing illegal permit rooms. Despite all these changes, the growth is lower than what could have normally been achieved. This very unambiguously indicates rampant unethical and corrupt practices in the Government
- **State tax revenues grew at a CAGR of only 1.97% (not even remotely close to expectation)**

Government Debt is the only aspect that grew at comparable level at a CAGR of 10.60%

Maybe for Mr. Chandrababu Naidu, debt growth means growth of State wealth. Sampada Srushti is nothing but Appu Srushti under his vision

States comparison - tax revenues CAGR



Source – CAG and CGA

Supporting slides for debt and guarantees

2024-25 | 14

Public Debt Outstanding

Year	Open Market Loans	Loans from Central Govt.	Loans from Other Institutions	Small Savings	Provident Fund	Deposits and Reserve Funds	₹ In Crore	
							Total	% of GSDP
ACCTS. 2018-19	1,55,376.48	10,223.01	15,393.26	12,504.27	16,583.28	47,429.57	2,57,509.87	28.02
ACCTS. 2019-20	1,88,820.01	10,942.54	16,318.52	11,331.32	16,745.44	57,644.54	3,01,802.37	31.02
ACCTS. 2020-21	2,29,317.60	14,171.01	16,612.47	10,158.37	23,275.97	57,021.50	3,50,556.92	35.53
ACCTS. 2021-22	2,65,420.98	17,672.44	17,544.43	8,985.42	26,990.25	41,473.09	3,78,086.61	31.46
Accounts 2022-23	311,234.98	24,508.31	18,482.13	7,812.47	28,277.47	39,210.37	4,29,525.72	32.60
2023-24 RE	366,564.51	28,138.34	19,858.87	6,639.52	29,791.68	40,741.18	4,91,734.11	33.71
2024-25 BE	416,462.11	45,368.60	20,808.51	5,506.06	31,176.81	*40,772.17	5,60,094.25	34.14

* Outstanding debt includes un-apportioned amount of Rs.4422.59 crores.

PUBLIC DEBT AS PERCENTAGE OF GSDP ₹ in Crore

Year	Public Debt	Public Account ³	Total Liabilities	%GSDP
2019-20	₹2,26,559	₹75,243	₹3,01,802	31
2020-21	₹2,70,259	₹80,297	₹3,50,557	35
2021-22	₹3,09,623	₹68,463	₹3,78,086	31
2022-23	₹3,56,455	₹67,488	₹4,23,942	32
2023-24	₹4,15,618	₹70,533	₹4,86,151 ⁴	34

Note: Figures are progressive balance to the end of the year.

2024-25 | 16

Government Guarantees Outstanding

Item	₹ In Crore					
	Accts. 2018-19	Accts. 2019-20	Accts. 2020-21	Accts. 2021-22	RE 2022-23	BE 2023-24
Power	7,138.29	15,708.69	26,418.49	27,217.41	38,472.93	48,638.59
Other	48,370.17	62,074.07	82,517.81	92,718.59	1,00,401.82	1,06,158.52
Total	55,508.46	77,782.76	1,08,936.30	1,19,936.00	1,38,874.75	1,54,797.11
Power of Total Revenue Receipts of last preceding Year	48.41	70.05	93.00	79.66	88.02	89.08

Year	Maximum Amount that can be Guaranteed (Principal only)	Amount outstanding as on 31st March	
		Principal	Interest
2019-20	₹93,463	₹67,171	18
2020-21	₹1,19,230	₹91,330	23
2021-22	₹1,57,123	₹1,18,003	23
2022-23	₹2,02,470	₹1,38,875	...
2023-24	₹2,23,004	₹1,54,797	...

Source – AP budget documents for FY 25

& CAG Accounts for FY 2023-24

Both documents tabled in the house during session of November, 2024.

Aggregate of Government debt and Guaranteed debt as of 31st March, 2024 is **Rs. 6,46,531 crores (2,57,509 cr. + 55,508.46 cr.)** and the same as of 31st March, 2019 is **Rs. 3,13,018 crores. (4,91,734 cr. + 1,54,797cr.)**

Source – CAG

Borrowings

Debt and Other Liabilities of the State Government (Rs Crs)			
Particulars	As on State Bifurcation Date	As of 31st March, 2019	As of 31st March, 2024
Public Debt and Public Account (Direct Government Debt)	1,18,051	2,57,510	4,91,734
<i>CAGR of Direct Government debt</i>		<i>17.51%</i>	<i>13.81%</i>
Government guaranteed debt of public sector corporations (Contingent Liability)	14,028	55,508	1,54,797
<i>CAGR of Government Guaranteed debt</i>		<i>32.92%</i>	<i>22.77%</i>
Total State Government debt and State Government guaranteed debt	1,32,079	3,13,018	6,46,531
<i>CAGR of Direct Debt & Other Contingent Liabilities</i>		<i>19.54%</i>	<i>15.61%</i>
Non-guaranteed liability of State PSU (Power sector)	8,638	77,229	75,386
<i>CAGR of Non-Guaranteed liabilities of State PSUs</i>		<i>54.98%</i>	<i>-0.48%</i>
Grand Total of liabilities including guaranteed and non-guaranteed liabilities	1,40,717	3,90,247	7,21,918
Liabilities increase during periods of different regimes		2,49,350	3,31,671
<i>CAGR of Govt. debt and guaranteed and non-guaranteed liabilities of PSUs</i>		<i>22.63%</i>	<i>13.57%</i>

Source – CAG, annual reports of PSUs, State Government Budget documents

Liabilities contracted or permitted by present Government	Amount (Cr.)
Fiscal deficit for FY 25	81,622.10
Fiscal deficit up to January in FY 26	90,767.94
SDL issuances in Feb 2026 to date	3,800.00
Off-budget borrowings through Civil Supplies Corp.	7,000.00
Off-budget borrowings through Markfed	19,900.00
Off-budget borrowings through APMDC	9,000.00
Off-budget borrowings through APPFC	9,610.00
Off-budget borrowings through APDISCOMs & APPDCL	12,110.57
Off-budget borrowings through APAIDL	1,000.00
Off-budget borrowings through JJM corp.	10,000.00
Off-budget borrowings through APIIC	8,500.00
Off-budget borrowings through AP Beverages Corporation	11,850.00
Off-budget borrowings through AP TIDCO	4,451.00
Borrowings for capital city construction	47,837.00
Total	3,17,448.61

Note - During the period of the YSRCP Government, even if all forms of liabilities are taken into consideration, the increase is to be tune of Rs. 3,31,671 crores. As against that, the liabilities contracted to date (including gross off-budget borrowings) by the TDP alliance Government is Rs. 3,17,448.61 crores (95.42 % of all borrowings made during the 5 – yr YSRCP Government).

Capital Expenditure

Capital Expenditure incurred during 2023-24 is Rs. 23,330.48 crores

Capital Expenditure for FY 2024-25	
Particulars	Amount (Cr.)
BE for Capital Expenditure for FY 2024-25	32,712.84
RE for Capital Expenditure for FY 2024-25	24,072.46
Actual Capital Expenditure for FY 2024-25	16,141.28

Capital Expenditure for FY 2025-26	
Particulars	Amount (Cr.)
BE for Capital Expenditure for FY 2025-26	40,635.72
RE for Capital Expenditure for FY 2025-26	33,134.63
Capital expenditure during first 10 months	21,675.31

BE for Capital Expenditure for FY 2026-27 is Rs. 48,697.71 crores

9-5-2024

నెల నెలా ఇంటివద్దకే 🏠
రూ.4,000ల పింఛన్

ఈనాడు

THE LARGEST CIRCULATED TELUGU DAILY

నెల నెలా ఇంటివద్దకే 🏠
రూ.4,000ల పింఛన్

విజయవాడ 9-5-2024 గురువారం సబ్బో సంచిక 270
 విజయవాడ, Visakhapatnam, Hyderabad, Tirupati, Anantapuram, Karimnagar, Rajamahendravaram, Suryapet, Guntur, Nellore, Srikakulam, Kurnoor, Tadepalligudem, Warangal, Kadapa, Nizamabad, Khammam, Ongole, Mahabubnagar, Chennai, Bengaluru



సర్వజన సంక్షేమం కోసం బాబును మళ్ళీ రప్పిద్దాం



యువతకు 20 లక్షల ఉపాధి అవకాశాలు లేదా నెలకు రూ.3,000 నిరుద్యోగ భృతి

స్కూలుకి వెళ్ళే ప్రతి విద్యార్థికి ఏడాదికి రూ.15,000



ప్రతి రైతుకు ఏటా రూ.20,000 ఆర్థిక సాయం

బాబు సూపర్

ప్రతి ఇంటికి ఉచితంగా ఏడాదికి 3 గ్యాస్ సిలిండర్లు



ప్రతి మహిళకు నెలకు రూ.1,500

మహిళలకు ఉచిత బస్సు ప్రయాణం



పింఛన్ తెచ్చింది తెలుగుదేశం

నెల నెలా ఇంటివద్దకే 🏠
రూ.4,000ల పింఛన్



బీసీ, ఎస్సీ, ఎస్టీ, ముస్లిం మైనారిటీలకు 50 ఏళ్ళకే పింఛన్



టీడీపీ-జనసేన-బీజేపీ కూటమికి ఓటిద్దాం - సర్వజన సంక్షేమ రాజ్యాన్ని తెచ్చుకుందాం

↓
బీసీ, ఎస్సీ, ఎస్టీ, ముస్లిం మైనారిటీలకు 50 ఏళ్ళకే పింఛన్

చంద్రబాబు రాసిచ్చిన బాండు ఇదే..



బాబు షూటింగ్ - భవిష్యత్తు గ్యారంటీ



చంద్రబాబు నాయుడు, పవన్ కళ్యాణ్ అనే మేము, మన రాష్ట్ర ప్రజలు మా సమిష్టి నాయకత్వంపై ఉంచిన నమ్మకాన్ని సలబెట్టుకుంటామని త్రికరణ శుద్ధితో ప్రమాణం చేస్తున్నాం. 2024లో టీడీపీ-జనసేనల సంయుక్త పార్టీ అధికారంలోకి వచ్చినాక మేముద్దరం 'భవిష్యత్తు గ్యారంటీ'లోని వాగ్దానాలను అమలుచేయడంతో పాటు మన రాష్ట్ర అభివృద్ధికి, పురోగతికి సమస్యయంతో, పరస్పర సహకారంతో సమిష్టిగా కృషి చేస్తామని ప్రతిజ్ఞ చేస్తున్నాం.

Nara Chandrababu Naidu
-నారా చంద్రబాబు నాయుడు

Pawan Kalyan
-పవన్ కళ్యాణ్



పేరు: బెలుం నాగభూషణ రెడ్డి
 ఉద్దేశ్యం: బెలుం నాగభూషణ రెడ్డి
 నివాసం: 32 నెం.
 చిరునామా: శ్రీధరగిరి
 లా: 32 బ్లాక్
 లాక్ నెంబర్: 143

ఎం కోడ్: 518464
 నియోజకవర్గం: శ్రీధరగిరి
 మున్సిపల్ నెంబర్:

మొత్తం కడుగుబడి సర్దుబాటు: 4
 కైదులు: 1
 చివరికలు (10 ఏళ్ళు వైదించి): 1
 రిలీఫ్ కలు: 2
 నియోజకవర్గాలు: 1

వర్గాల వారీ మొత్తం	అర్హత మొత్తం	పరిశీలించిన మొత్తం	కట్టిన మొత్తం	కట్టిన మొత్తం	మొత్తం మొత్తం
మొత్తం	రూ. 1,500/వెంటు	రూ. 18,000	X	1	= 15000
అర్హత మొత్తం	రూ. 15,000/వెంటు	రూ. 15,000	X	2	= 30000
కట్టిన మొత్తం	రూ. 20,000/వెంటు	రూ. 20,000	X	1	= 20000
మొత్తం మొత్తం	రూ. 3,000/వెంటు	రూ. 36,000	X		= 36000
పరిశీలించిన అంబేద్కర్ మొత్తం మొత్తం					= 1,04,000
అర్హత అంబేద్కర్ మొత్తం మొత్తం					= 5,20,000

+ పుస్తకాలిచ్చు
 + నీటి కుళాయి
 పుస్తకాలిచ్చు ఉచిత బస్సు ప్రయాణం

జూన్ 2024 నుంచి ప్రారంభం

తయారేటం లాక్ కమిటీ అధ్యక్షుడు

మీ కుర్చీకు తెలుపడానికి ఈ నెంబర్ కి మీర్స్ కాల్ చేయండి +91 9261292612

జూన్ 2024 నుంచి ప్రారంభం

పడాదికి అందే మొత్తం సహాయం రూ. **1,04,000**

ఐదేళ్లకు అందే మొత్తం సహాయం రూ. **5,20,000**

కర్నూలు జిల్లా కోడుమూరులో బెలుం నాగభూషణ రెడ్డికి కూటమి నేతలు అందజేసిన బాండ్ పేపర్

బాబు ష్యూటింగ్ - భవిష్యత్తు గ్యారంటీ

చంద్రబాబు నాయుడు, పవన్ కళ్యాణ్ లనే మేము, మన రాష్ట్ర ప్రజలు మా సమిష్టి నాయకత్వంపై ఉంచిన నమ్మకాన్ని నిలబెట్టుకుంటామని తీవ్రంగా వ్యక్తం చేస్తున్నాం. 2024లో టీడీపీ-జనసేనల సంయుక్త పోటీ అధికారంలోకి వచ్చిన మేధావులకు **భవిష్యత్తు గ్యారంటీ** లోని షాగాలను అమలుచేయడంలో పాటు మన రాష్ట్ర అభివృద్ధికి, పురోగతికి సహాయం చేసి, పరస్పర సహకారంతో సమస్యగా కృషి చేస్తామని ప్రతిజ్ఞ చేస్తున్నాం.

సారా చంద్రబాబు నాయుడు పవన్ కళ్యాణ్

జి.ఎం. నుండి సుమ నిధి టెక్స్ట్ నెంబర్: 666057031129

సంఖ్య: 150 టీడీపీ: 534260

చిరునామా: 33-12-6/2 రియలైజేషన్: 100%

జిల్లా: పల్నాడు మొత్తం: 9,01,07,96,59

కట్టించిన విధము	అర్జీ విధియము	విధించిన అండ్ విధియము	కట్టించిన విధియము	మిగిలిన విధియము
అందజేసిన	రూ. 1,50,000/3000	రూ. 18,000	X	2
అందజేసిన	రూ. 15,000/3000	రూ. 15,000	X	-
అందజేసిన	రూ. 20,000/3000	రూ. 20,000	X	-
అందజేసిన	రూ. 3,000/3000	రూ. 36,000	X	2
				7,20,000
				1,02,000

మొత్తం విధియము: 1

విధియము: -

విధియము (18000/3000): 2

విధియము: -

విధియము: 2

జిల్లా కలెక్టరు కార్యాలయం, పల్నాడు

జూన్ 2024 నుంచి ప్రారంభం

మీ మద్దతు తెలుపుకోవడానికి ఈ నెంబర్ కి మెస్సేజ్ ఇవ్వండి +91 9261292012

పశ్చిమగోదావరి జిల్లా పాలకొల్లులో మంచెం సుమదేవికి కూటమి నేతలు అందజేసిన బాండ్ పేపర్

భవిష్యత్తుకు గ్యారంటీ - ఇది బాబు గ్యారంటీ

చంద్రబాబు నాయుడు అనే నేను, మన రాష్ట్ర ప్రజలు నాపై ఉంచిన నమ్మకాన్ని నిలబెట్టుకుంటామని తీవ్రంగా వ్యక్తం చేస్తున్నాను. 2024లో టీడీపీ అధికారంలోకి వచ్చిన భవిష్యత్తుకు గ్యారంటీ లోని షాగాలను ఎటువంటి వివక్ష లేకుండా, నిబంధనలు విధించకుండా అమలు చేయడంలో పాటు మన రాష్ట్ర అభివృద్ధికి, పురోగతికి పునరుత్తమమవుతామని ప్రతిజ్ఞ చేస్తున్నాను.

సారా చంద్రబాబు నాయుడు

జి.ఎం. నుండి సుమ నిధి టెక్స్ట్ నెంబర్: 666057031129

సంఖ్య: 150 టీడీపీ: 534260

చిరునామా: 33-12-6/2 రియలైజేషన్: 100%

జిల్లా: పల్నాడు మొత్తం: 9,01,07,96,59

కట్టించిన విధము	అర్జీ విధియము	విధించిన అండ్ విధియము	కట్టించిన విధియము	మిగిలిన విధియము
అందజేసిన	రూ. 1,50,000/3000	రూ. 18,000	X	2
అందజేసిన	రూ. 15,000/3000	రూ. 15,000	X	-
అందజేసిన	రూ. 20,000/3000	రూ. 20,000	X	-
అందజేసిన	రూ. 3,000/3000	రూ. 36,000	X	2
				7,20,000
				1,02,000

మొత్తం విధియము: 1

విధియము: -

విధియము (18000/3000): 2

విధియము: -

విధియము: 2

జిల్లా కలెక్టరు కార్యాలయం, పల్నాడు

జూన్ 2024 నుంచి ప్రారంభం

మీ మద్దతు తెలుపుకోవడానికి ఈ నెంబర్ కి మెస్సేజ్ ఇవ్వండి +91 9261292012

ప్రకాశం జిల్లా కొండపి నియోజకవర్గం పొన్నలూరు మండలం పెదవెంకన్నపాలెంకు చెందిన ఓ వ్యక్తికి కూటమి నేతలు ఇచ్చిన బాండ్ పేపర్

Financial implications of Super Seven schemes

Aadabidda Nidhi	
Parameter	Value
No. of women aged 18 & above	2.07 crore
No. of women aged between 18 and 59 (esimate)	1.80 crore
Eligibility per month	Rs. 1,500
Eligibility per annum	Rs. 18,000
Total financial implication	Rs. 32,400 crores

Dipam	
Parameter	Value
No. of active LPG connections	159.5 lakh
Cylinder cost	Rs. 877
Total financial implication	Rs. 4,109 crores

Thalliki Vandanam	
Parameter	Value
No. of school going children	87,41,885
Per student per annum	Rs. 15,000
Total financial implication	Rs. 13,050 crores

Annadata Sukhibhava	
Parameter	Value
No. of farmers	53,58,266
Per farmer subsidy	Rs. 20,000
Total financial implication	Rs. 10,717 crores

Free Bus Travel
Projected financial implication is to the tune of Rs. 3,200 crores

Pension age reduction to 50 years for SCs & BCs	
Parameter	Value
No. of beneficiaries	20,00,000
per beneficiary entitlement	Rs. 48,000
Total financial implication	Rs. 9,600 crores

Nirudyoga Bhruthi	
Parameter	Value
No. of unemployed	20,00,000
per beneficiary entitlement	Rs. 36,000
Total financial implication	Rs. 7,200 crores

Total amount required for implementation of schemes – Rs. 79,867 crores

Amount incurred as per RE for FY 2025-26 – Rs. 18,231 crores.

No. of women entitled to Aadabidda Nidhi

Election Commission of India, State Election, 2024 to the legislative assembly of Andhra Pradesh

6 - ELECTORS DATA SUMMARY

	TYPE OF CONSTITUENCY			
	GEN	SC	ST	T
1. NO. OF CONSTITUENCIES	139	29	7	175
2. ELECTORS (Including SERVICE VOTERS)				
a. MALE	16402655	3152459	784737	20339851
b. FEMALE	16981738	3241035	835842	21058615
c. THIRD GENDER	2997	315	109	3421
d. TOTAL	33387390	6393809	1620688	41401887

No. of women voters – 2,10,58,615

No. of women over 60 years % - 15%

No. of women between ages of 18 and 59 is **1,78,99,440**

No. of women receiving benefit under Aadabidda Nidhi - **Zero**

Source – Election Commission of India

50 years to 60 years SC, ST BC and Minority population (2011 pop)

Data as per 2011 Census				
District	Age group	Persons	Male	Female
District - Srikakulam (11)	50-54	124717	61126	63591
District - Srikakulam (11)	55-59	101124	44498	56626
District - Vizianagaram (12)	50-54	113383	55759	57624
District - Vizianagaram (12)	55-59	93839	41729	52110
District - Visakhapatnam (13)	50-54	191834	97975	93859
District - Visakhapatnam (13)	55-59	149251	70737	78514
District - East Godavari (14)	50-54	238779	121736	117043
District - East Godavari (14)	55-59	186083	86805	99278
District - West Godavari (15)	50-54	181028	93748	87280
District - West Godavari (15)	55-59	142708	66062	76646
District - Krishna (16)	50-54	207483	107919	99564
District - Krishna (16)	55-59	163819	78221	85598
District - Guntur (17)	50-54	231861	119535	112326
District - Guntur (17)	55-59	180504	85052	95452
District - Prakasam (18)	50-54	155445	79375	76070
District - Prakasam (18)	55-59	121865	55809	66056
District - Sri Potti Sriramulu Nellore (19)	50-54	140428	71244	69184
District - Sri Potti Sriramulu Nellore (19)	55-59	108369	50969	57400
District - Y.S.R. (20)	50-54	128468	66185	62283
District - Y.S.R. (20)	55-59	104274	47716	56558
District - Kurnool (21)	50-54	159160	81381	77779
District - Kurnool (21)	55-59	123816	57039	66777
District - Anantapur (22)	50-54	177682	90438	87244
District - Anantapur (22)	55-59	144326	67235	77091
District - Chittoor (23)	50-54	195552	99491	96061
District - Chittoor (23)	55-59	160097	76948	83149
Total		40,25,895	19,74,732	20,51,163

No. of people in age group of 50-59 –

40,25,895

80% of this population would belong to the relevant communities, this translates to

32,20,706

Even if we assume that 40% of these individuals would not meet the eligibility criteria, the figure of eligible individuals would be

20,00,000

Social Welfare Pensions Difference

SCHEME	AMOUNT	MALE	FEMALE	Others	PHYSICAL
O.A.P	3,000	18,72,429	15,62,421	335	34,35,185
Widow	3,000	-	16,04,439	-	16,04,439
Disabled	3,000	4,83,055	3,30,201	60	8,13,316
Single Women	3,000	-	1,81,307	-	1,81,307
Weavers	3,000	75,846	18,369	11	94,226
Fishermen	3,000	68,440	988	4	69,432
Dappu Artists	3,000	63,026	723	10	63,759
Traditional Cobblers	3,000	47,097	594	3	47,694
ART(PLHIV)	3,000	24,975	18,394	9	43,378
Toddy Tappers	3,000	41,208	604	2	41,814
Amaravathi Landless Poor	5,000	3,130	14,301	-	17,431
Paralysis confining the person to wheel chair or bed	5,000	11,708	5,257	2	16,967
Abhayahastam	500	-	1,63,221	-	1,63,221
CKDU Private	10,000	5,267	2,058	-	7,325
CKDU GOVT	10,000	3,405	1,205	1	4,611
Severe muscular dystrophy cases and accident victims	5,000	5,516	2,348	2	7,866
Sickle Cell disease	10,000	1,106	1,233	-	2,339
Multideformity leprosy	3,000	4,508	2,682	-	7,190
Thalassemia	10,000	889	721	1	1,611
Severe Haemophilia (<2% of factor 8 or 9)	10,000	1,087	102	1	1,190
Pensions to artists	3,000	2,679	479	1	3,159
Kidney, liver and heart transplant	5,000	1,194	532	-	1,726
Transgender	3,000	603	320	1,373	2,296
Bilateral Elephantiasis-Grade 4	5,000	403	841	-	1,244
CKD Serum creatinine of >5mg	5,000	532	390	-	922
Sainik welfare pensions	5,000	8	421	1	430
CKD Estimated GFR <15 ml	5,000	90	58	-	148
CKD Small contracted kidney	5,000	84	63	-	147
		27,18,285	39,14,271	1,816	66,34,372

2024 MARCH PENSIONS

66,34,372

S.No	District	Physical Progress		
		No. of Pensions Released	No. of Pensions Disbursed	Percentage of Disbursement
1	2	3	4	5
1	ALLURI SITHARAMA RAJU	74295	73585	99.04
2	POLAVARAM	47318	46649	98.59
3	ANANTHAPURAMU	277685	271102	97.63
4	TIRUPATI	264902	258325	97.52
5	VIZIANAGARAM	270753	263385	97.28
6	ANNAMAYYA	189593	184428	97.28
7	VISAKHAPATNAM	158945	154624	97.28
8	NANDYAL	213117	207017	97.14
9	GUNTUR	251879	244535	97.08
10	SRI SATHYA SAI	261898	254234	97.07
11	YSR KADAPA	281641	273299	97.04
12	ANAKAPALLI	254881	247247	97
13	NTR	227933	220988	96.95
14	CHITTOOR	234167	226904	96.9
15	ELURU	258470	250376	96.87
16	BAPATLA	183464	177645	96.83
17	KRISHNA	233396	225956	96.81
18	PARVATHIPURAM MANYAM	138835	134380	96.79
19	EAST GODAVARI	271344	262348	96.68
20	WEST GODAVARI	223813	216103	96.56
21	SRI POTTI SRIRAMULU NELLORE	290582	280435	96.51
22	KURNOOL	236675	228245	96.44
23	PALNADU	270369	260532	96.36
24	KAKINADA	269762	259887	96.34
25	SRIKAKULAM	308466	297077	96.31
26	DR.B.R. AMBEDKAR KONASEEMA	196395	188736	96.1
27	PRAKASAM	220246	211089	95.84
28	MARKAPURAM	142290	135305	95.09
29	ART (PLHIV) Pensions	41730	41672	99.86
	Total	6294844	6096108	96.84

2026 FEBRUARY PENSIONS

60,96,108

Social Welfare Pensions (Feb 2026)

Welfare pensions amount	
Particulars	Values
Pensions distributed during February 2026	60,96,108
Pension amount distributed in February (Cr.)	2,632
At this magnitude amount required for the whole year (Cr.)	31,584
Amount budgeted for FY 2026-27 (Cr.)	27,719
No. of pensions for which this amount suffices	53,50,115
Potential reduction in pensions	7,45,993

Thallikivandanam allocation

Thallikivandanam (Amounts in Rs. Crores)			
Particulars	2024-25	2025-26 RE	2026-27 BE
AP SC Corp	-	1,882.02	1,882.02
AP ST Co-op Fin Corp	-	574.06	602.77
BC - A Corporation	-	1,328.04	1,318.04
BC - B Corporation	-	941.74	958.82
BC - D Corporation	-	1,215.29	1,246.05
BC - E Corporation	-	550.44	574.72
AP Reddy Welfare Corp	-	306.15	334.87
AP Kamma Welfare Corp	-	197.21	216.93
AP Kshatriya Welfare Corp	-	29.24	32.16
AP Arya Vyshya Welfare Corp	-	71.25	78.37
AP Brahmin Welfare Corp	-	50.83	55.92
AP EBC Welfare Corp	-	285.97	110.58
AP Kapu Welfare Corp	-	813.86	895.25
AP Christian Finance Corp	-	23.49	24.93
AP Minorities Finance Corp	-	120.30	125.05
Total	-	8,389.89	8,456.48

The promise of TDP alliance was that, the benefits under scheme Thallikivandanam, would be available to every child.

Amount shown as allocation to Thallikivandanam in Budget in brief is **Rs. 9,668 crores**.

What is actually allocated is only **Rs. 8,456 crores**.

What is required for implementation of scheme for 87,41,885 students is **Rs. 13,112 crores**

Allocation

Values in Crores

01 Thalliki Vandanam

₹ 9,668

UDISE + data (decrease in number of students)

Table 8.3: Number of Enrolments (Overall) by Management, 2023-24

India/State/ UT	All management	Government					Government Aided	Private Unaided Recognized	Others
		Total	KVS	NVS	Other Central Government	State Government			
(1)	(2)	(3)	(4)	(5)	(6)	(7)	(9)	(10)	(11)
India	248045828	127490199	1392570	275714	120000	125701915	25547841	90036939	4970849
Andaman & Nicobar Islands	72119	48792	3017	828	0	44947	1818	21509	0
Andhra Pradesh	8741885	4050116	31417	6354	2365	4009980	125484	4553380	12905

Table 8.3: Number of Enrolments (Overall) by Management, 2024-25

India/State/ UT	All management	Government					Government Aided	Private Unaided Recognized	Others
		Total	KVS	NVS	Other Central Government	State Government			
(1)	(2)	(3)	(4)	(5)	(6)	(7)	(9)	(10)	(11)
India	246932680	121589911	1348942	291264	120975	119828730	24761526	95856710	4724533
Andaman and Nicobar Islands	71343	47459	2840	867	0	43752	1775	22109	0
Andhra Pradesh	8454817	3643083	29436	6647	2530	3604470	102125	4701905	7704

Source – UDISE + data for 2024-25 and 2023-24

With respect to total enrolments, the figure has come down from 87,41,885 to 84,54,817 between 2023-24 and 2024-25. Further, with respect to Government and Government aided schools, the enrolment has reduced by 4,30,392.

Allocation towards Dipam scheme

Particulars	Values
The prevailing LPG cylinder price (Rs. per cylinder)	Rs. 855
No. of LPG connections in AP	159 lakh
No. of ration cards in AP	142 lakh
No. of households covered under PMUY	9.73 lakh
Subsidy under PMUY per cylinder	Rs. 300
Amount budgeted for three cylinders per household for 2026-27	Rs. 2,601 crores
Amount of subsidy required for households covered by PMUY	Rs. 162 crores
Remaining amount of subsidy	Rs. 2,439 crores
No. of households that can be covered with this subsidy	95 lakh
Total No. of households covered with this subsidy along those covered under PMUY	104.82 lakh
Estimated no. of households not provided gas cylinder at subsidized rates	47 lakh

Source – Budget documents & PPAC, MOPNG


Considering the prevailing LPG price and number of beneficiaries under PM Ujwal Yojana,

The amount of subsidy required under Dipam scheme for providing 3 free gas cylinders is **Rs. 3,990.76 cores.**

Amount spent during FY 26 as per RE is only Rs. 2,199,99 crores.

However, allocation under the budget for FY 27 is only **Rs. 2,601 cores.**

Owing to this under-allocation, nearly **47 lakh households** will be left out of Dipam scheme

 Petroleum Planning & Analysis Cell State-wise active domestic customers of LPG	
STATE/UT	(Lakhs) 01-Feb-25
ANDHRA PRADESH	159.2
KARNATAKA	188.0
KERALA	98.0
LAKSHADWEEP	0.1
PUDUCHERRY	4.1
TAMILNADU	237.1
TELANGANA	126.6
SUB TOTAL SOUTH	813.0
ALL INDIA	3291.3

Source: PSU OMCs(IOCL, BPCL & HPCL)

వైయస్సార్ సీపీ హయాంలో ఉచిత పంట బీమా

Dr.YSR Free Crop Insurance scheme:

Details of Claims paid:

Year	Scheme	Claim (Rs. in Cr)	No. of farmers benefited	Release date
Rabi 2012-13	PMFBY	119.44	24987	2019-20
2018-19 (Rabi)		596.40	594005	Jun-2020
2019-20 (Kharif 19)		1252.18	947647	Dec-2020
2020-21 (Kharif 20)	Dr YSR Free Crop Ins	1739.00	1300272	May-2021
2021-22 (Kharif 21)		2977.82	1560703	Jun-2022
2022-23 (Kharif 22)	Dr YSR FCI-PMFBY Yield & Weather Based	1117.21	1027749	July-2023
Total		7802.05	5455363	

- The Government has extended total crop insurance claims of Rs. 7802.05 Cr. to 54.55 lakh farmers from 2019-20 to 2022-23.

Price stabilization scheme during YSRCP

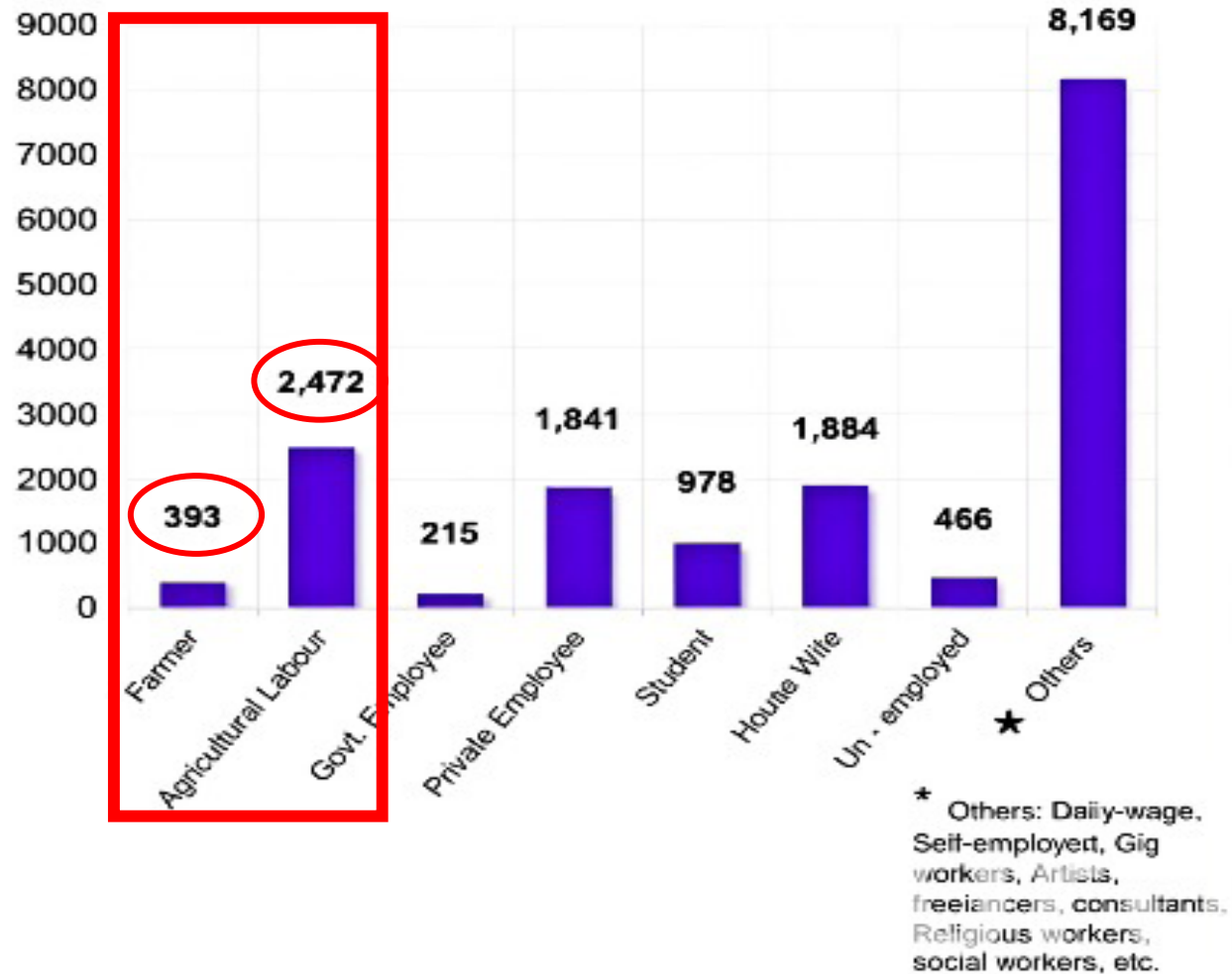
2019-2024

Procurement details during YSRCP Regime

Commodity	Qty in MTs	No. of Farmers	Amount Paid in Crores
Bajra	26,497.95	13,545	69.70
Banana	12,050.00	-	8.00
Bengal gram NAFED	2,69,005.40	1,42,155	1,472.03
Bengalgram subvention	79,533.00	29,262	119.00
Bengalgram MARKFED	52,406.00	32,652	277.94
Cotton	3,21,582.00	83,413	1,789.00
Greengram NAFED	3,402.85	1,892	25.92
Groundnut Oilfed/Markfed	22,653.00	16,239	125.85
Jowar	2,40,069.40	40,224	647.84
Korra	22.55	13	0.07
Maize	9,84,316.90	1,50,082	2,180.67
Onion	9,025.00	126	64.04
Ragi	223.05	374	0.85
Redgram NAFED	61,376.84	49,345	371.35
Sweet Orange	4,109.00	-	5.00
Tobacco	12,933.00	29,290	139.19
Tomato	1,425.00	-	1.28
Turmeric	57,972.82	28,379	448.57
Natural Farming	1,794.54	536	10.39
Grand Total	21,60,397.54	6,17,527	7,756.70

2025లో 2,865 మంది రైతులు, రైతు కూలీల ఆత్మహత్యలు

Deceased Occupation



Source: HODs & Secretaries Conference by CM chandrababu on Dated 09-02-2026

అతీగతీ లేని వడ్డీలేని రుణాలు..



మహిళా సంక్షేమం

- స్వయం సహాయక సంఘాలకు వడ్డీ లేని రుణాలను రూ.3 లక్షల నుండి రూ.10 లక్షల వరకు పెంపు
- ప్రత్యేక పథకం ద్వారా పి4 మోడల్లో మహిళలను ఆర్థికంగా బలోపేతం చేయడానికి చర్యలు
- అంగన్వాడీ కార్యకర్తలకు సుప్రీంకోర్టు తీర్పు మేరకు గ్రాట్యుటీ చెల్లిస్తాం. ఆశా వర్మర్లకు కనీస వేతనం పెంపు దిశగా చర్యలు
- ఉద్యోగాలు చేసే మహిళలకు హాస్టల్ వసతి కల్పన
- విద్యార్థినులకు 'కలలకు రెక్కలు' పథకం ద్వారా రుణాలు
- పండుగ కానుకలు, పెళ్లి కానుకలు పునరుద్ధరిస్తాం

పేదల గృహ నిర్మాణాలపై తీవ్ర నిర్ణయం..



పేదలందరికీ నాణ్యమైన ఇళ్ళు

- గృహ నిర్మాణానికి పట్టణాల్లో 2 సెంట్లు, గ్రామాల్లో 3 సెంట్ల స్థలం మంజూరు చేస్తాం
- ఇప్పటివరకు మంజూరై పట్టాలు పొందిన వారికి ప్రభుత్వం నుంచి పక్కా ఇళ్ల నిర్మాణాలు పూర్తి చేస్తాం

Housing Budget and last five years' actuals

Particulars	Urban Housing	Rural Housing	Loan to APSHCL	other capex	Total
2019-20	231.39	705.16	-	26.37	962.92
2020-21	537.02	603.19	-	-	1,140.21
2021-22	2,427.38	551.44	-	-	2,978.82
2022-23	7,487.05	866.38	-	-	8,353.43
2023-24	5,635.17	1,228.14	-	39.87	6,903.18
2024-25	329.04	651.30	567.95	-	1,548.29
2025-26 RE	545.51	873.15	509.42	-	1,928.08

For weaker section housing, amount spent during 2019-24 is Rs. 20,338.56 crores.

Amount spent on housing and infra during 2019-24

Gruha Vasathi (along with housing and Infra cost)	
Financial year	Amount (Cr.)
2019-20	3,371.10
2020-21	6,252.21
2021-22	138.45
2022-23	100.48
2023-24	315.33
Total	10,177.57
Other land related cost	1,693.43
Amount spent on housing	20,338.56
Amount spent on infra development	3,000.00
Grand total	35,209.56

Note – During 2023-24, amount expended on housing along with associated cost is Rs. 35,209.56 crores.

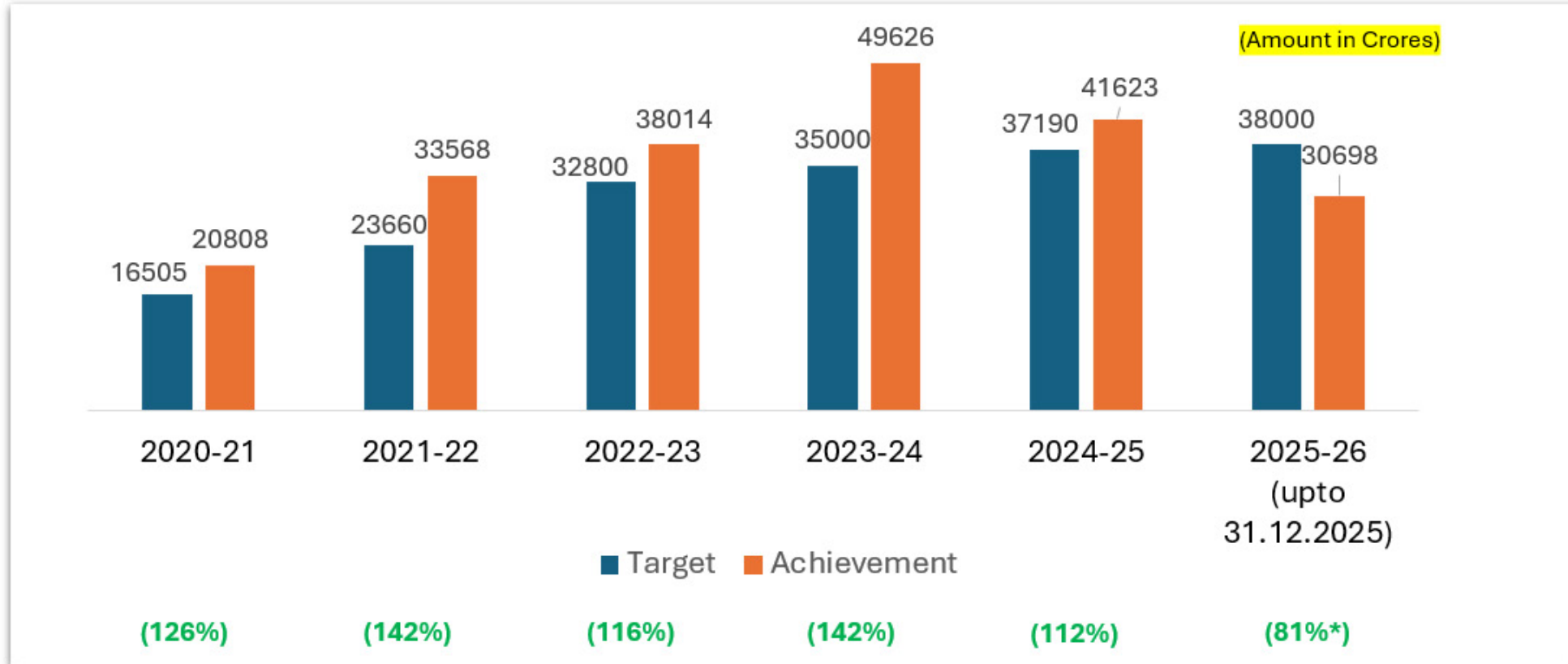
Further, as reply to Parliament, houses sanctioned is Rs. 21,37,028 and houses completed are 10,02,729

Annexure II referred in reply to LSUQ No. 1768 due for 05-12-2024

State-wise details of houses sanctioned, grounded and completed/delivered to the beneficiaries under PMAY-U since inception as well as Central Assistance sanctioned, released and utilized during the last five years and current year under PMAY-U

Sr. No.	State/ UT	Since Inception			Central Assistance during last five years and current year (₹ in Cr.)		
		Houses Sanctioned (Nos)	Houses Grounded (Nos)	Houses Completed/ Delivered	Sanctioned	Released**	Utilised
1	Andhra Pradesh	21,37,028	19,46,381	10,02,729	24929.54	17,569.87	14,484.03
2	Bihar	3,14,477	3,08,362	1,60,921	1788.89	2,186.49	1,698.93
3	Chhattisgarh	3,02,663	2,85,312	2,45,291	2693.71	3,208.14	2,943.46
4	Goa	3,146	3,146	3,145	63.31	63.31	63.31

SHGs Bank Credit Linkage (Achievement vs. Target)



*Achieved as of Dec-25



వైయస్సార్ సీపీ హయాంలో నాడు-నేడు కింద రూ.8,524 కోట్ల ఖర్చు..

ANNEXURE – I

(Annexure to LCQ No.14271)

The year wise funds allocated, received and expenditure details are mentioned below:

Budget allocated balance funds to be released.

S.No	Scheme	Year	Funds Spent (In Crs.)	Balance Funds Required to Complete the works (In Crs.)
1	Nadu - Nedu Phase -I	2019-20	69	881.39
		2020-21	2679	
2	Nadu - Nedu Phase -II	2021-22	1064	3907.75
		2022-23	2635	
		2023-24	2077	
3	Nadu - Nedu Phase -III	2023-24	-	3088
4	Mana Badi- Mana Bhavishyathu	2024-25	285	All incomplete works are being reassessed. Necessary funds will be allocated to complete basic infrastructure works in all schools.
		2025-26	259	

NARA LOKESH
MINISTER FOR HUMAN RESOURCES DEVELOPMENT

QUESTIONS:

- the financial year-wise details of funds spent under "Mana Badi Nadu-Nedu/Mana Badi-Mana Bhavishyathu" Schemes from 2020-2026;
- the details of the schools fully developed, partially developed and yet to be developed under those schemes?

SCHOOL EDUCATION (PROG-IV) DEPARTMENT

ANSWER:

- The details are enclosed in Annexure-I.
- The details are enclosed in Annexure-II.

(THE ABOVE ANSWER HAS BEEN APPROVED BY THE HON'BLE MINISTER FOR HUMAN RESOURCES DEVELOPMENT)


for SECRETARY TO GOVERNMENT

To
The Secretary General to State Legislature, Andhra Pradesh Legislative Council (QNS) Secretariat (150 copies in English and Telugu each)

Stomach this! 900 students fell ill across AP hostels in 14 mnths

Umamaheswara.Rao
@timesofindia.com

Visakhapatnam: Over 100 students from Devarapalli ashram school in Polavaram district were hospitalised on Feb 7 over suspected food poisoning shortly after having breakfast at the hostel mess. On Thursday, 12 girl students at Kasturba Gandhi Balika Vidyalaya in A Konduru mandal, NTR district, suffered rat bites. They were administered precautionary vaccination and looked after as per standard treatment protocols.

The two incidents are part of nearly 25 similar cases reported over the past 14 months, affecting over 900

CONTAMINATION GOES UNCHECKED

- | | | |
|--|---|--|
| ● Nearly 25 outbreaks in hostels & edu institutions reported across AP in 2025 | ● Several outbreaks involved 10-50 cases each, indicating that medium-scale incidents are frequent rather than isolated | ● Many outbreaks were linked to hostel food, highlighting poor kitchen hygiene & food handling |
| ● Combined no. of affected students exceeds 900 | | |

students across various hostels and educational institutions in the state. Interestingly, such cases have been reported from 15 of the 26 districts in Andhra Pradesh.

Even as the debate on food adulteration continued in the assembly on Friday, focusing on staff crunch and irregularities in food served at hotels and restaurants, issu-

es concerning educational institutions have long remained largely unaddressed. Poor sanitation, contaminated water, and overcrowded living conditions have contributed to the outbreak of waterborne diseases, food poisoning, and incidents such as rat bites.

► Continued on P3



ఉద్యోగస్తులు, పెన్షనర్స్

- గత అయిదేళ్ల పాలనలో ప్రధాన వ్యవస్థలన్నీ విధ్వంసమయ్యాయి. ముఖ్యంగా ఉద్యోగులు, ఉపాధ్యాయులు తీవ్ర ఇబ్బందులకు, అవమానాలకు గురయ్యారు. వారి గౌరవాన్ని పునఃప్రతిష్ఠింప చేసి పూర్తి అనుకూల వాతావరణంలో వారు పనిచేసేలా తగు చర్యలు చేపడతాం.
- సీపీయస్/జీపీయస్ విధానాన్ని పునఃసమీక్షించి ఆమోదయోగ్యమైన పరిష్కారానికి కృషి చేస్తాం
- ఉద్యోగులకు మెరుగైన పీఆర్ సి అమలు చేస్తాం. అలవెన్స్ పేమెంట్స్ పైన కూడా పునఃపరిశీలన చేస్తాం. ప్రభుత్వ ఉద్యోగులకు కూటమి ప్రభుత్వం వచ్చిన వెంటనే ఐఆర్ ప్రకటిస్తాం
- రాష్ట్రంలోని ఉద్యోగులకు, పెన్షనర్స్ కు ప్రతి నెలా 1వ తారీఖున జీతాలు, పెన్షన్లు చెల్లిస్తాం. వీరికి రావాల్సిన బకాయిలు కూడా చెల్లించే ఏర్పాటు చేయబడుతుంది. పెన్షనర్స్ కార్పొరేషన్ ఏర్పాటు దిశగా చర్యలు.
- తక్కువ జీతాలు పొందే అవుట్ సోల్సింగ్, కాంట్రాక్టు, కన్సాలిడేటెడ్ ఉద్యోగులకు ప్రభుత్వ పథకాలు వర్తింపు
- వాలంటీర్ల గౌరవ వేతనం రూ.5 వేల నుంచి రూ.10 వేలకు పెంపు

Break up of Salaries in Budget for FY 2026-27

Particulars	2024-25	2025-26 BE	2025-26 RE	2026-27 BE
Basic Pay	35,671.38	35,933.39	35,345.18	35,693.00
Allowances, Earned Leave, LTC, Overtime allowance	2,415.32	3,138.49	1,316.19	3,418.67
Dearness Allowance	11,531.40	14,333.95	12,466.36	15,811.46
House Rent Allowance	4,614.78	4,464.08	4,600.74	4,540.08
Medical Reimbursement	124.58	363.11	121.07	363.27
Total pay under head 010	54,357.46	58,233.02	53,849.54	59,826.48
Grants in aid in salaries	3,680.12	2,944.06	3,009.31	3,087.39
Other Contractual Services	2,963.24	3,123.01	2,942.52	2,983.85
Other professional Services	1,806.01	1,266.31	1,310.38	1,174.00
Grand total	62,806.83	65,566.40	61,111.75	67,071.72

Note – in this financial year, very minimal growth on DA front was noticed in FY 2025-26.

Further, salaries figure as a whole has reduced from 2024-25 to 2025-26